

FUEL SURCHARGE TARIFF 12000

The Fuel Surcharge Tariff 12000-series supersedes and replaces in its entirety the GRYR 8008, Item 105

NAMING FUEL SURCHARGES ON

LOCAL, PROPORTIONAL,

&
JOINT LINE RATES







PINSLY
RAILROAD COMPANY

ISSUED: December 3, 2024

EFFECTIVE: January 1, 2025

*Issued by:
Pinsly Railroad Company
245 Riverside Ave, Suite 250
Jacksonville, FL 32202*

SUBSCRIBING RAILROADS:

Logo	Railroad Name	SCAC	Operating Office Address
	Camp Chase Rail, LLC	CAMY	436 Georgesville Rd Columbus, OH 43228
	Chesapeake and Indiana Railroad Company, LLC	CKIN	320 Evergreen Street LaCrosse, IN 43648
	Florida Gulf & Atlantic Railroad, LLC	FGA	245 Riverside Ave., Suite 250 Jacksonville, FL 32202
	Grenada Railroad, LLC	GRYR	643 First Street Grenada, MS 38901
	Pioneer Valley Railroad Company, LLC	PVRR	90 North Elm St Westfield, MA 01085
	Vermilion Valley Railroad Company LLC	VVRR	3401 Lynch Creek Road Danville, IL 61834

*Issued by:
Pinsly Railroad Company
245 Riverside Ave, Suite 250
Jacksonville, FL 32202*

FUEL SURCHARGE APPLICATION:

Applicable on (1) regulated and exempt traffic moving on local and proportional rates contained in this tariff, and (2) regulated and exempt traffic moving on line-haul freight rates contained in pricing documents (tariffs, contracts, quotes, etc.) making reference to this tariff.

In the event that the monthly average price per gallon of highway diesel fuel (as determined below, the “HDF Average Price”) equals or exceeds 200.0 cents, the Subscribing Railroad reserves the right to apply a mileage-based fuel surcharge (MBFSC) to the rates and charges. If this right is exercised, the mileage-based fuel surcharge will be applied to each qualifying movement on or after the first (1st) day of the second (2nd) calendar month following the calendar month of a given HDF Average Price determination (e.g. fuel surcharge applied beginning July 1st is based on May’s HDF average price).

The mileage for each shipment to be applied will be based on rail miles between origin, interchange(s) and destination calculated by using the most current version of PC*Miler (rail).

The “HDF Average Price” for a month will be the average price for that month of U.S. No. 2 Diesel Retail Sales by All Sellers, as determined and published by the U. S. Department of Energy, Energy Information Administration (“DOE-EIA”).

That average price will, in calculating the HDF Average Price, be rounded to the nearest 1/10 of a cent. The fuel surcharge will be 1 cent per mile per railcar for every 4¢ per gallon, or portion thereof, by which the HDF Average Price for the calendar month two months prior to the calendar month of shipment exceeds 199.9 cents.

If DOE-EIA ceases publication of the above information, Subscribing Carrier will employ a suitable substitute source of price or measure. The mileage to be applied in calculating the fuel surcharge will be based on rail miles. The following table reflects a sampling of the fuel surcharge within the included HDF Average Price ranges.

*Issued by:
Pinsly Railroad Company
245 Riverside Ave, Suite 250
Jacksonville, FL 32202*

FUEL SURCHARGE TARIFF 12000

FSC MILEAGE TABLE:

HDF Average Price, Cents Per Gallon		Cents Per Mile	HDF Average Price, Cents Per Gallon		Cents Per Mile	HDF Average Price, Cents Per Gallon		Cents Per Mile
0	199.9	\$0.00	300.0	303.9	\$0.26	404.0	407.9	\$0.52
200.0	203.9	\$0.01	304.0	307.9	\$0.27	408.0	411.9	\$0.53
204.0	207.9	\$0.02	308.0	311.9	\$0.28	412.0	415.9	\$0.54
208.0	211.9	\$0.03	312.0	315.9	\$0.29	416.0	419.9	\$0.55
212.0	215.9	\$0.04	316.0	319.9	\$0.30	420.0	423.9	\$0.56
216.0	219.9	\$0.05	320.0	323.9	\$0.31	424.0	427.9	\$0.57
220.0	223.9	\$0.06	324.0	327.9	\$0.32	428.0	431.9	\$0.58
224.0	227.9	\$0.07	328.0	331.9	\$0.33	432.0	435.9	\$0.59
228.0	231.9	\$0.08	332.0	335.9	\$0.34	436.0	439.9	\$0.60
232.0	235.9	\$0.09	336.0	339.9	\$0.35	440.0	443.9	\$0.61
236.0	239.9	\$0.10	340.0	343.9	\$0.36	444.0	447.9	\$0.62
240.0	243.9	\$0.11	344.0	347.9	\$0.37	448.0	451.9	\$0.63
244.0	247.9	\$0.12	348.0	351.9	\$0.38	452.0	455.9	\$0.64
248.0	251.9	\$0.13	352.0	355.9	\$0.39	456.0	459.9	\$0.65
252.0	255.9	\$0.14	356.0	359.9	\$0.40	460.0	463.9	\$0.66
256.0	259.9	\$0.15	360.0	363.9	\$0.41	464.0	467.9	\$0.67
260.0	263.9	\$0.16	364.0	367.9	\$0.42	468.0	471.9	\$0.68
264.0	267.9	\$0.17	368.0	371.9	\$0.43	472.0	475.9	\$0.69
268.0	271.9	\$0.18	372.0	375.9	\$0.44	476.0	479.9	\$0.70
272.0	275.9	\$0.19	376.0	379.9	\$0.45	480.0	483.9	\$0.71
276.0	279.9	\$0.20	380.0	383.9	\$0.46	484.0	487.9	\$0.72
280.0	283.9	\$0.21	384.0	387.9	\$0.47	488.0	491.9	\$0.73
284.0	287.9	\$0.22	388.0	391.9	\$0.48	492.0	495.9	\$0.74
288.0	291.9	\$0.23	392.0	395.9	\$0.49	496.0	499.9	\$0.75
292.0	295.9	\$0.24	396.0	399.9	\$0.50	500.0	503.9	\$0.76
296.0	299.9	\$0.25	400.0	403.9	\$0.51	504.0	507.9	\$0.77

Should the cost of fuel increase beyond the FSC matrix table, the increase will be \$.01 per mile for each \$.04 increase in the DOE fuel price index

*Issued by:
Pinsly Railroad Company
245 Riverside Ave, Suite 250
Jacksonville, FL 32202*